

KWU112-33

33 Inch Undermount Workstation Double Bowl Stainless Steel Kitchen Sink

Kräus[®]

SPECIFICATION SHEET

Sink Dimensions

Overall Dimensions: 33" x 19"

Bowl Dimensions: 15 3/8" x 16"

Bowl Depth: 10"

Features

- 16 Gauge Stainless Steel Construction
- Undermount Double Bowl Sink
- Required Minimum Cabinet Size: 36" Left to Right, 24" Front to Back
- Rear Center-Set Drains
- 3 1/2" Drain Openings
- NoiseDefend Undercoating and Sound Dampening Pads

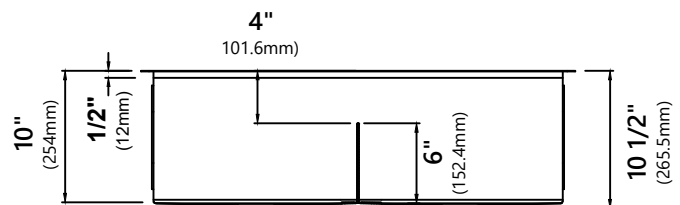
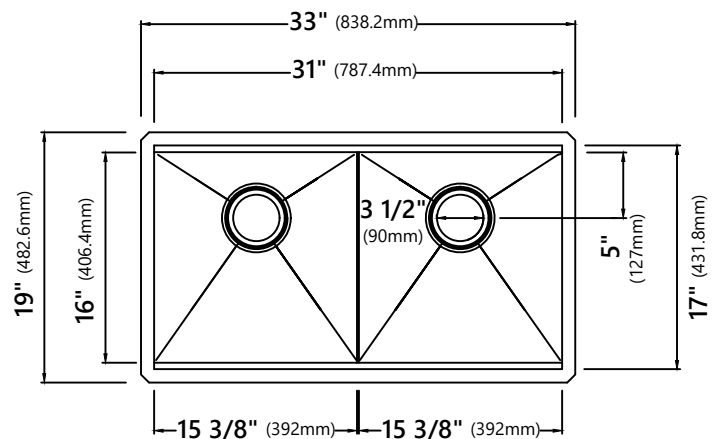
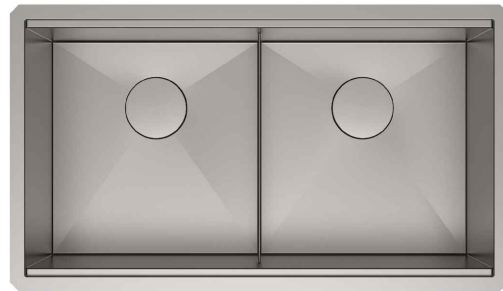
Accessories Included

- Strainer ST-1 x 2
- Cover Cap STC-2 x 2
- Bottom Grid KBG-WSU1-33 x 2
- Rolling Mat KRM-11BL
- Cutting board KCB-WS103BB
- Cut-Out Template
- Mounting Hardware

CODES/STANDARDS:

Product Certification

cUPC (ASME A112.19.3/CSA B45.4)



NOTE: It is not recommended to install this sink with a negative reveal. Doing so will prohibit the use of any workstation accessories as they will not fit.

Warranty

Kraus Limited Lifetime Warranty

see website for details www.kraususa.com

Kraus USA Customer Service

1.800.775.0703 | customerservice@kraususa.com

REV. January 26, 2021